

KOFFST 2021

Korean Federation of Fisheries Science
and Technology Societies



KOFFST

International Conference 2021

The science of fisheries in life

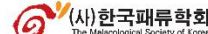
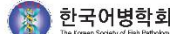

November 4~5, 2021

BEXCO, Busan, Rep. of Korea

주최



주관



후원



KOFFST 2021

Korean Federation of Fisheries Science
and Technology Societies

KOFFST

International Conference 2021

The science of fisheries in life

November 4~5, 2021

BEXCO, Busan, Rep. of Korea

주최



주관



후원



Program Schedule

“The science of fisheries in life”

○ November 4th, 2021 (Thursday)

TIME	PROGRAM
12:00 - 18:00	Oral presentation, Symposium & Workshop

○ November 5th, 2021 (Friday)

TIME	PROGRAM
09:00 -	Registration
10:00 - 10:40	Opening ceremony: Chairperson Chung Il Lee (Gangneung-Wonju Nat'l. Univ.) Opening address: Sang-Min Lee (President, KOFFST)
	Welcoming address: Yun Il Kim (Vice-Mayor, Busan Metropolitan City)
	Congratulatory address: Young-Soo Jang (President, Pukyong Nat'l. Univ.) Ji-Hoe Kim (Acting President, National Institute of Fisheries Science) Toyaji Kaneko (President, The Japanese Society of Fisheries Science)
	Group photo
10:40 - 12:00	Plenary session: Chairperson Jong-Myoung Kim (Pukyong Nat'l. Univ.) Jong-Young Park (Jeonbuk Nat'l. Univ.)
10:40 - 11:20	I: Jum Sook Chung (Professor, University of Maryland Center for Environmental Science, USA)
11:20 - 12:00	II: Zhao Yahui (Professor, Chinese Academy of Sciences, China)
12:00 - 13:00	Break time
13:00 - 18:00	Annual meeting and Conference Invited presentation, Oral and Poster presentation
18:00 - 18:30	KOFFST General meeting
18:30 - 20:30	Networking

각 학회별 일정표

November 4th, 2021 (Thursday)

(1) 한국수산과학회(KOSFAS) #211 & Zoom Live

시간 TIME	내용 및 사회자/좌장 PROGRAM & CHAIR		
	수산·이용·가공(Zoom) Fisheries Processing/Uses	양식·생물·공학(211호) Aquaculture	자원·해양·환경(Zoom) Fisheries Resources · Ocean Environment
12:00-13:00			
13:00-18:00	신진과학자 Young scientist presentation 좌장: 엄성환 (동의대학교) Sung-Hwan Eom	한국양식기술워크숍2021 The Korean Aquaculture Workshop 2021	Part I 구두발표 Oral presentation part I 좌장: 이경훈 (전남대학교) Kyounghoon Lee
	Part I 구두발표 Oral presentation part I 좌장: 김동현 (강릉원주대학교) Dong Hyun Kim		Part II 구두발표 Oral presentation part II 좌장: 최정화 (국립수산과학원) Jung Hwa Choi
	Part II 구두발표 Oral presentation part II 좌장: 유대웅 (창원대학교) Dae Ung Yu		Part III 구두발표 Oral presentation part III 좌장: 박원규 (부경대학교) Won-Gyu Park

November 5th, 2021 (Friday)

(1) 한국수산과학회(KOSFAS) #311~313 & Zoom Live

시간 TIME	내용 및 사회자/좌장 PROGRAM & CHAIR		
13:00-14:00	평의회 및 총회(313호) Annual & council meeting 이충일(강릉원주대학교) Chung Il Lee		
14:00-18:00	수산·이용·가공(311호) Fisheries Processing/Uses	양식·생물공학(312호) Aquaculture	자원·해양·환경(313호) Fisheries Resources · Ocean Environment
	<공동심포지엄> 국내 패류자원의 고부가 식생활 소재화를 위한 활성화 방안 Activation Strategies for High Value-added Shellfish Resources in Korean Food Industry 좌장: 심길보 (부경대학교) Kil Bo Shim 허민수 (경상국립대학교) Min Soo Heu	Part I 구두발표 Oral presentation part I 좌장: 김명석 (국립수산과학원) Myoung Sug Kim 민병화 (국립수산과학원) Byung Hwa Min	신진과학자 Young scientist presentation 좌장: 김현우 (부경대학교) Hyun-Woo Kim
		Part II 구두발표 Oral presentation part II 좌장: 이승형 (부경대학교) Seung Hyung Lee	IT 기반 수산자원환경 모니터링 IT-based Fisheries Resources and Environment Monitoring 좌장: 이충일 (강릉원주대학교) Chung Il Lee
		Part III 구두발표 Oral presentation part III 좌장: 김신권 (국립수산과학원) Shin Kwon Kim	

(2) 한국어류학회(ISK) #314 & Zoom Live

시간 TIME	내용 PROGRAM	사회자/좌장 CHAIR
13:00-14:00	총회 및 이사회 Annual & council meeting	박종영(전북대학교) Jong-Young Park
14:30-15:30	Part I 구두발표 Oral presentation part I	
15:30-15:50	Coffee break	
15:50-16:50	Part II 구두발표 Oral presentation part II	박종영(전북대학교) Jong-Young Park

(3) 한국어병학회(KSFP) #315 & Zoom Live

시간 TIME	내용 PROGRAM	사회자/좌장 CHAIR
13:00-13:30	총회 General assembly	권세련(선문대학교) Se Ryun Kwon
13:30-14:30	Part I 구두발표 Oral presentation part I	박관하(군산대학교) Kwan Ha Park
14:30-15:30	초청특강 Invited speaker	김광일(부경대학교) Kwang Il Kim
15:30-16:00	Coffee break	
16:00-17:20	Part II 구두발표 Oral presentation part II	최혜승(국립수산과학원) Hye-Sung Choi

(4) 한국수산해양기술학회(KSFOT) #316 & Zoom Live

시간 TIME	내용 PROGRAM	사회자/좌장 CHAIR
13:30-13:50	총회 General assembly	김병엽(제주대학교) Byung Yeob Kim
14:00-14:40	초청특강 Invited presentation	황두진(전남대학교) Du Jin Hwang
14:40-15:40	Part I 구두발표 Oral presentation part I	김성훈(부경대학교) Seong Hun Kim
15:50-16:35	Part II 구두발표 Oral presentation part II	안영수(경상국립대학교) Young Su An

(5) 한국패류학회(MSK) #317 & Zoom Live

시간 TIME	내용 PROGRAM	사회자/좌장 CHAIR
13:30-14:00	총회 General assembly	강세원(한국생명공학연구원) Se Won Kang
14:00-15:00	Part I 구두발표 Oral presentation part I	박경일(군산대학교) Kyungil Park
15:10-15:50	Part II 구두발표 Oral presentation part II	
15:50-16:30	초청특강 Invited Speaker	

PA-11

Molecular identification, potential immune regulatory role and characterization of B cell CD22 Receptor (AcBCRCD22) in Clark's anemonefish (*Amphiprion clarkii*)

J.R.P Jayasingha, A.M Erandi and Jehee Lee

Department of Marine Life Science & Fish Vaccine Research Center, Jeju National University, Jeju Self-Governing Province 63243, Republic of Korea

Marine Science Institute, Jeju National University, Jeju Self-Governing Province 63333, Republic of Korea

PA-12

Characterization and expression analysis of Suppressor of Cytokine signaling 5b (SOCS5b) from *Liza haematochelila* (Mullet)

H.M.S.M.Wijerathna^{1,2}, Kishanthini Nadarajapillai^{1,2}, T.D.W. Kasthuriarachchi^{1,2}, Sang Phil Shin^{1,2,3} and Jehee Lee^{1,2}

¹Department of Marine Life Science & Fish Vaccine Research Center, Jeju National University, Jeju Self-Governing Province 63243, Republic of Korea

²Marine Science Institute, Jeju National University, Jeju Self-Governing Province 63333, Republic of Korea

³Education & Research Group for Future Strategy of Aquatic Life Industry

PA-13

Molecular and immune expression profile of peroxiredoxin-6 from red-spotted grouper (*Epinephelus akaara*)

Subothini Ganeshalingam^{1,2}, W.M.Gayashani Sandamalika¹, Sarithaa Sellaththurai^{1,2}, Kishanthini Nadarajapillai^{1,2} and Jehee Lee^{1,2}

¹Department of Marine Life Science & Fish Vaccine Research Center, Jeju National University, Jeju Self-Governing Province 63243, Republic of Korea

²Marine Science Institute, Jeju National University, Jeju Self-Governing Province 63333, Republic of Korea

PA-12

Characterization and expression analysis of Suppressor of Cytokine signaling 5b (SOCS5b) from *Liza haematocheila* (Mullet)

H.M.S.M. Wijerathna^{1,2}, Kishanthini Nadarajapillai^{1,2}, T.D.W. Kasthuriarachchi^{1,2},
Sang Phil Shin^{1,2,3} and Jehee Lee^{1,2}

¹Department of Marine Life Science & Fish Vaccine Research Center, Jeju National University,
Jeju Self-Governing Province 63243, Republic of Korea

²Marine Science Institute, Jeju National University, Jeju Self-Governing Province 63333,
Republic of Korea

³Education & Research Group for Future Strategy of Aquatic Life Industry

The key role of Suppressor of cytokine signaling (SOCS) are the negative regulation of Toll-like receptor (TLR) and cytokine receptor-mediated signaling, which are important in innate and adaptive immunity. The SOCS family consist with eight members, such as cytokine-inducible Src homology 2 (SH2) domain-containing proteins, and SOCS1 to SOCS7. Moreover, SOCS5b belongs to type I SOCS subfamily. The present study was carried out to characterize the homology of SOCS5b found in mullet (*Liza haematocheila*) (designated as LhSOCS5b). Immune response was evaluated by challenging with lipopolysaccharide (LPS) (Gram negative bacterial ligand), Polyinosinic:polycytidylic acid (Poly I:C) (Mimic of viral double stranded RNA), *Lactococcus garvieae* (Gram positive bacteria). PBS was used as the control. LhSOCS5b encoded 564 amino acids with a molecular weight of 62.6 kDa and the estimated isoelectric point of 8.95. In silico analysis shows SOCS5b contains SOCS, SH2, and SOCS Box domains in between 143-197, 406-492 and 508-544 aa respectively. Pairwise sequence analysis results illustrated that LhSOCS has 95.0% of identity and 96.8% of similarity with the amino acid sequence of SOCS5b of *Epinephelus lanceolatus*. Moreover, qPCR experiment which was done to investigate the tissue distribution pattern of LhSOCS5b revealed that the highest expression is in the Brain tissue, followed by stomach, Heart, and blood tissues. Furthermore, immune response was investigated by analyzing the mRNA expression of LhSOCS5b in the liver tissue of *L. haematocheila* upon stimulation with LPS, Poly (I:C), and *L. garvieae* intraperitoneally. The qPCR results unveiled that LhSOCS5b is upregulated in the Blood tissue after the immunization with all the stimulants, but highest expression shows upon stimulated with Poly I:C. Taken together, this study exposed LhSOCS5b may involve in immune regulation against pathogenic infections in *L. haematocheila*.