

Instructions to applicants

- Please see the **Advertisement for Degree Programs 2026** before you apply for the Degree programs.
- You can apply through the Ocean University website ([‘https://ocu.ac.lk’](https://ocu.ac.lk) .) via the online application link supplied at the **Homepage** and **can apply up to three-degree programs.**
- Be sure to upload a copy of the relevant qualification certificates, Application payment receipt of Rs.1500/ = (which may be obtained from any People's Bank branch by paying to the credit of the "**Vice Chancellor, Ocean University of Sri Lanka, Account Number 214 100 163 629 909 at Peoples bank Mutwal branch**").
- If you have any clarifications, contact **Assistant Registrar through WhatsApp to the 0711730540** or email to dilantha.perera@ocu.ac.lk or **ICT Instructor through WhatsApp 0711901970** or email to tharinduw@ocu.ac.lk
- Application Closing date is 12/05/2026.
- **After filling in your application form, keep a softcopy or a printed copy with you which must be necessary when you attend the interview (Do not send it via post).**

Application procedure for new applicants,

- Follow the web link to fill your details. After you complete the form check the **print preview** which you get by pressing the **‘Submit Button’**. Before press the **‘Confirm Submit’** Button, check for any mistake. If you have any, please press **‘Cancel Button’** and correct it. Then go forward and press the **‘Confirm Submit’** Button.
- You must write down and keep your username and password before press the **‘Confirm Submit’** Button.
- Then the Login page appears for you to login to the applicant’s account
- Login to the account using your username & password.
- Then upload the scanned soft copies of your educational documents using the **‘Upload My Documents’** link at the left of the page (you need to prepare scanned soft copies of your Educational certificates, Birth certificate, NIC Copy, scanned copy of Payment slip etc. before this stage).
- **Upload your payment slip to Upload My Documents →Application Payment Slip**
- Please don’t use to the upload your payment slip using the **“uploading my payment slips”** link (This is only for the Registration payment slip upload).
- You can edit/change and update the details of your account using the link **‘My Details Add/Edit’**.

- Please notice the closing date for applications and make sure to submit your applications before that.
- Please note that you are requested to **keep the printed Application and Payment Receipt** along with you as for evidence of required payment (copy of the paying in voucher, if paid to bank) to present in future official purposes.

Step 01: Fill the application form

New Application

Please note that the grade for each O/L or A/L subject (depending on your highest entry qualification) is mandatory. Select 'Pending' as your grade for the subjects if you have not received your results yet. Once you successfully submit the application, you will receive a detail email/sms confirming the successful submission of your application. You will be contacted with further details when your application is being processed.

First Name * eg : Thenukon

Last Name * eg : Wanasirige

Name with Initials * eg : M.K.T. Wanasirige

Title eg : Mr.

NIC Number (or Passport) * eg : 123456789 or 1234567890000 or 81234567

E-Mail Address *

Mobile Number * eg : 0712345678

Address (House No.) * eg : No. 123

Address (Street) eg : Old Fort Road

Address (City) eg : Rajapalaya

Province *

District *

Civil Status *

Sri Lanka Citizenship *

How did you get to know about the programme

Are you applying from the NVQS certificate? *

Type of your A/L education *

Whether you have been qualified for University Admission *

Study Mode *

Application Payment Slip (PDF/JPG/PNG) * 2025-web (1).jpg Maximum file size is 2MB

Payment Slip Reference Number *

Create Your User Account

User Name * (this will be your user name when you log in to your User Account)

Password * (this will be your password when you log in to your User Account)

Confirm Password *

What is in image?

Copyright © 2021 OCUSL | All Rights Reserved |



Make sure that you have an email address to access through the application

Ex: test@gmail.com , test@yahoo.com

Please do not use any iCloud Mail for this option. Otherwise, you want be able to get any further notifications.



Be sure to upload a scan copy of the payment slip of the application processing fee of Rs.1500/= and enter the payment reference number in the application.

Please do not use any unnecessary or invalid Payment Slip or Reference Number to upload, otherwise your application will be rejected.



For the User Name you can put as your first name and Initial from the last name

Example: Applicant name – Asanka Perera

User name: AsankaP or AsankaPE

Password: **(use a suitable one which you can easily remember)**

Create Your User Account

User Name *

this will be your user name when you log in to your User Account


Password *

this will be your password when you log in to your User Account

Confirm Password *

Step 02: Login to your account and complete the application

<https://emis.ocu.ac.lk/app/applicationlogin.php>

**Ocean University of Sri Lanka**

Process Successful.....
You will be informed of interview details via SMS or/and EMail.....


Acknowledging E-Mail has been sent your email!

Click Here - Login To Your Account

Click Here to Submit another Application

Click here to login to account

Copyright © 2021 OCUSL | All Rights Reserved |

**Ocean University of Sri Lanka**

Existing Applicant

User Name

Password

Forgot Password?

Sign-In

Copyright © 2021 OCUSL | All Rights Reserved |

My Application Status

- My Aptitude Test & Interview
- My Aptitude Test & Interview - Rescheduled
- Upload My Payment Slip
- Upload My Documents
- My Details Add/Edit
- My Student Counsellor
- My Login Details
- Logout

1.1	Application was submitted successfully	Edit Application	Yes
1.2	Application is being processed		Yes
1.3	Applicant has successfully registered to enroll for Oceanography (Honours) degree programme		-
1.4	Applicant is called for an Aptitude Test & Interview		-
1.5	Applicant came for Interview		-
1.6	Applicant came for Aptitude Test		-
1.7	Applicant has passed the Aptitude Test & Interview		-
1.8	Applicant is eligible to enroll for the requested degree programme		-
1.9	Applicant has reserved the seat by paying the Reservation Fee / Admission Fee		-
2.0	Applicant is requested to come for the Registration Day		-

Copyright © 2021 OCUSL | All Rights Reserved |

Click here to Complete your application

Step 03: Upload the documents to Complete your application

Ocean University of Sri Lanka Welcome,

My Application Status

- My Aptitude Test & Interview
- My Aptitude Test & Interview - Rescheduled
- Upload My Payment Slip
- Upload My Documents**
- My Details Add/Edit
- My Student Counsellor
- My Login Details

Upload My Documents

- 1. Photograph** (JPG/PNG/BMP):
- 2. NIC** (PDF/JPG/PNG/BMP):
- 3. Birth Certificate** (PDF/JPG/PNG/BMP):
- 4. A/L Certificate** (PDF/JPG/PNG/BMP):
- 5. O/L Certificate** (PDF/JPG/PNG/BMP):
- 6. Hostel Accommodation Form** (PDF/JPG/PNG/BMP):
- 7. Other Qualifications** (PDF/JPG/PNG/BMP):
- 8. Application Payment Slip** (PDF/JPG/PNG/BMP):
- 9. NVQ 5 Certificate** (PDF/JPG/PNG/BMP):

Copyright © 2021 OCUSL | All Rights Reserved |

Click here to upload the Documents and Application Payment Slip

Step 04: Complete your details of the application

Ocean University of Sri Lanka Welcome, Tharindu L

My Application Status

My Aptitude Test & Interview

My Aptitude Test & Interview - Rescheduled

Upload My Admission Payment Slip

Upload My Documents

My Details Add/Edit

My Student Counsellor

My Login Details

Logout

Edit Application

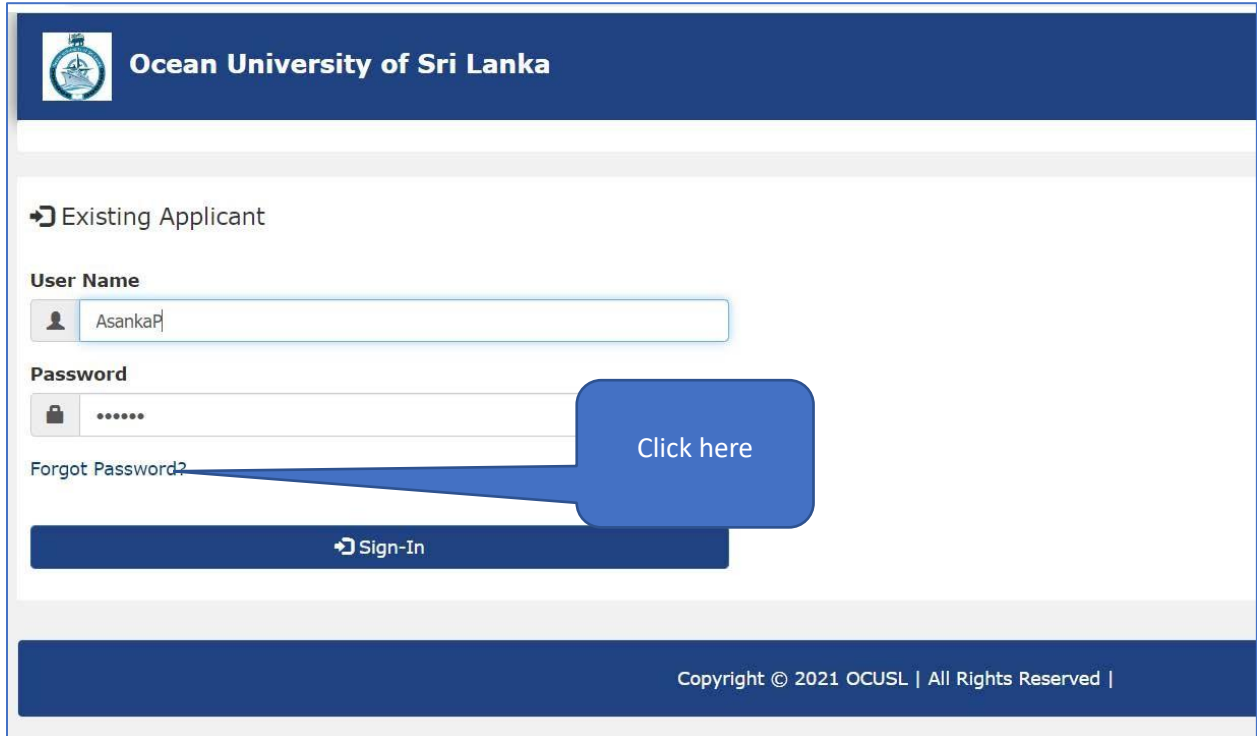
Please note that the grade for each O/L or A/L subject (depending on your highest entry qualification) is mandatory for the subjects if you have not received your results yet. Once you successfully submit the application, you will receive confirmation of the successful submission of your application. You will be contacted with further details when your application is being processed.


Please fill the fields highlighted in yellow.

First Name *	<input type="text" value="Tharindu"/>	eg : Thennakoon
Last Name *	<input type="text" value="Weerasingha"/>	eg : Weerasingha
Name with Initials *	<input type="text" value="Tharindu Lalan Weerasingha"/>	eg : M.K.T. Weerasingha
Title	<input type="text" value="Mr."/>	
NIC Number (or Passport) *	<input type="text" value="92333853v"/>	eg : 123456789V or 123456789000 or N1234567
Gender *	<input type="text"/>	
Date of Birth (yyyy-mm-dd) *	<input type="text"/>	
E-Mail Address *	<input type="text" value="tharindu@ou.ac.lk"/>	
Mobile Number *	<input type="text" value="077424611"/>	eg : 0712345678
Address (House No.) *	<input type="text" value="No.51"/>	eg : No. 123
Address (Street)	<input type="text" value="Parwananda Maw"/>	eg : Old Port Road
Address (City)	<input type="text" value="Muttakuliyva"/>	eg : Nuwegoda
Province *	<input type="text" value="Western"/>	
District *	<input type="text" value="Gampaha"/>	
Civil Status *	<input type="text" value="Unmarried"/>	

Click here to add your Details for Complete the Application

If you forgot your password



 **Ocean University of Sri Lanka**

Existing Applicant

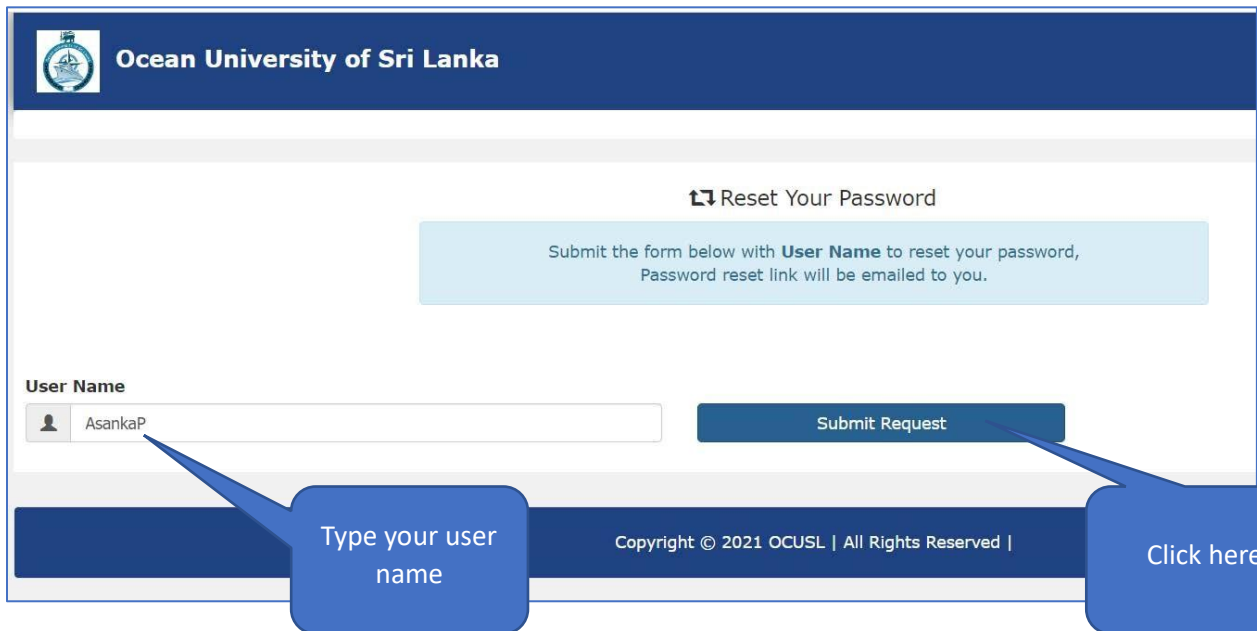
User Name


Password

Forgot Password? [Click here](#)

[Sign-In](#)

Copyright © 2021 OCUSL | All Rights Reserved |



 **Ocean University of Sri Lanka**

Reset Your Password

Submit the form below with **User Name** to reset your password,
Password reset link will be emailed to you.

User Name

[Submit Request](#)

Type your user name

[Click here](#)

Copyright © 2021 OCUSL | All Rights Reserved |